

## FLOORSTANDING CENTRIFUGES

# — ROTIXA 500 RS

## SMALL FOOTPRINT - HIGH VOLUMES

Its durable components make the ROTIXA 500 RS a reliable unit with a long service life. High sample capacity and maximum RCF of 5,252 make it suitable for 4 x 450-750 ml blood bags. Specially designed buckets keep blood bags upright during centrifugation for improved separation of blood components. In industrial research labs, it accommodates 4 bottles up to 1,000 ml, specialty racks, as well as containers and vessels for various applications.

This unit includes refrigeration with a temperature range from -20°C to +40°C.



## — HIGHLIGHTS

- RPM: 50 - 11,500 min<sup>-1</sup>  
Adjustable in increments of 10
- RCF: 50 - 18,038  
Adjustable in increments of 1
- max. capacity: 4 x 1,000 ml
- Choice of 5 rotors
- Medical Device according to directive 93/42/EC
- easy operation with keypad and control knob
- 89 program memories for more individuality
- 19 individual acceleration and deceleration stages

## — FEATURES

- metal housing and lid
- viewing port in the lid
- powered one hand lid lock
- lid dropping protection
- emergency lid lock release
- stainless steel chamber
- automatic rotor recognition
- brushless drive
- error display
- display in °C and °F possible
- imbalance monitoring and switch-off

## TECHNICAL DATA

### ROTIXA 500 RS <sup>></sup> cooled

voltage <sup>*)</sup>	230 – 240 V 1 ~	220 V 1 ~
frequency	50 Hz	60 Hz
consumption	3,800 VA	
emission, immunity	EN/IEC 61326-1, class B	
max. capacity	4 x 1,000 ml	
max. RPM	11,500 min <sup>-1</sup>	
max. RCF	18,038	
running time	1 – 999 min: 59 s, ∞ continuous run	
dimensions (WxDxH)	650x814x973 mm	
weight	approx. 219 kg	
noise level	58 dB (A) with rotor 4282	
temperature control, infinitely variable	from -20 to +40 °C	
<b>Cat. No.</b>	<b>4950</b>	

<sup>\*)</sup> Other voltages on request.



<sup>></sup> Other models on request.

## AVAILABLE ROTORS


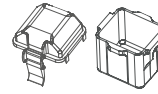
### SWING-OUT ROTORS

		angle	max. RPM	max. capacity	Cat. No.	page
	swing-out rotor, 4-place	90°	4,500 min <sup>-1</sup>	4 x 1,000 ml	<b>4294</b>	3
	swing-out rotor, 6-place	90°	4,000 min <sup>-1</sup>	6 x 250 ml	<b>4296</b>	9
	swing-out rotor, 2-place	90°	3,600 min <sup>-1</sup>	20 plates	<b>4282</b>	11

### ANGLE ROTORS

	angle rotor, 6-place	25°	9,500 min <sup>-1</sup>	6 x 250 ml	<b>4266</b>	12
	angle rotor, 6-place	45°	11,500 min <sup>-1</sup>	6 x 94 ml	<b>4246</b>	13

## SWING-OUT ROTOR, 4-PLACE | 4294



<b>Rotor</b>	
max. RPM   max. RCF <sup>2)</sup>	4.500 min <sup>-1</sup>   4.958
max. capacity	4x750 ml
run-up   run-down, braked in sec	115   116
angle   temperature in °C <sup>1)</sup>	90°   +6
<b>Cat. No.</b>	<b>4294</b>

<b>Bucket</b>	
lid	4229-B
<b>Cat. No.</b>	<b>4295-A</b>

<b>Tubes</b>														
capacity in ml	0,8	1,5	2,0	4	5	6	7	9	12	15	25	50	94	100
Ø x L in mm	8x45	11x38	11x38	10x88	12x75	12x82	12x100	14x100	16x101	17x100	24x100	34x100	38x102	40x115
max. RCF <sup>2)</sup>	4,777	3,690	4,867	4,777	4,777	4,777	4,777	4,777	4,777	4,777	4,777	4,777	4,777	4,777
radius in mm	211	163	215	211	211	211	211	211	211	211	211	211	211	211
<b>Cat. No.</b>	<b>microliter tubes</b>						<b>tubes<sup>2)</sup></b>							

<b>Adapter</b>														
boring Ø x L in mm	8.2x36	11.2x46	11.2x46	11x74	12.5x36	12.5x74	12.5x74	16 x 74	16 x 74	17.5x74	26x74	35x74	41.5x74	41.5x74
tubes per rotor	312	336	336	252	192	192	192	100	100	120	44	24	16	16
<b>Cat. No.</b>	<b>4226</b>	<b>4225</b>	<b>4225</b>	<b>4224</b>	<b>4213-93</b>	<b>4213</b>	<b>4213</b>	<b>4223</b>	<b>4223</b>	<b>4214</b>	<b>4215</b>	<b>4216</b>	<b>4218</b>	<b>4218</b>

<b>Tubes</b>														
capacity in ml	2.6-3.4	2.7-3	4-5.5	4.5-5	7.5-8.5	9-10	10	1.6-5	4-7	4-7	8	8.5-10	15	50
Ø x L in mm	13 x 65	11x66	15x75	11x92	15x92	16x92	15x102	13 x 75	13 x 100	16x75	16x125	16x100	17x120	29x115
max. RCF <sup>2)</sup>	4,777	4,777	4,777	4,777	4,777	4,777	4,777	4,777	4,777	4,777	4,777	4,777	4,958	4,958
radius in mm	211	211	211	211	211	211	211	211	211	211	211	211	219	219
<b>Cat. No.</b>	<b>blood collection / urine tubes</b>											<b>tubes with screw cap</b>		

<b>Adapter</b>														
boring Ø x L in mm	13.2x36	12.5x36	17.5x36	12.5x74	17.5x74	17.5x74	17.5x74	13.2x36	13.2x74	17.5x36	16x74	17.5x74	17x70	30x70
tubes per rotor	120	192	120	192	120	64	120	120	120	120	100	120	92	32
<b>Cat. No.</b>	<b>4222-93</b>	<b>4213-93</b>	<b>4214-93</b>	<b>4213</b>	<b>4214</b>	<b>4220</b>	<b>4214</b>	<b>4222-93</b>	<b>4222</b>	<b>4214-93</b>	<b>4223</b>	<b>4214</b>	<b>4232</b>	<b>4245-A</b>

<b>Tubes</b>														
capacity in ml	12	25	25	50	100	100	250	290	600	650	750	750	250	500
Ø x L in mm	17x100	25x90	24x110	29x115	40x115	40x115	61 x 122	62 x 137	93 x 137	97 x 139	97 x 152	96 x 135	60 x 162	96 x 147
max. RCF <sup>2)</sup>	4,777	4,777	4,777	4,867	4,777	4,777	4,777	4,777	4,958	4,958	4,958	4,958	4,777	4,958
radius in mm	211	211	211	215	211	211	211	211	219	219	219	219	211	219
<b>Cat. No.</b>	<b>tubes with screw cap</b>						<b>5127<sup>24)</sup></b>	<b>-<sup>24)</sup></b>	<b>0551<sup>24)</sup></b>	<b>0554<sup>24)</sup></b>	<b>0512<sup>24)</sup></b>	<b>4234-A</b>	<b>Corning<sup>®</sup></b>	<b>+4449</b>

<b>Adapter</b>														
boring Ø x L in mm	17.5x74	26 x 73	26 x 74	30 x 96	41.5 x 74	41.5 x 74	62 x 90	62 x 90	94 x 105	97.5x105	97.5x105	97.5x105	61 x 125	97.5x105
tubes per rotor	64	32	44	24	16	16	4	4	4	4	4	4	4	4
<b>Cat. No.</b>	<b>4220</b>	<b>4241</b>	<b>4215</b>	<b>4249</b>	<b>4218</b>	<b>4218</b>	<b>4238</b>	<b>4238</b>	<b>4233</b>	<b>4258</b>	<b>4258</b>	<b>4258</b>	<b>6322</b>	<b>4258</b>

1) For cooled versions: Lowest temperature achievable with precooling and max. speed.  
 2) Please note that the RCF values indicated refer only to rotor performance. The max. permissible RCF of tubes used should be verified with the individual manufacturers. The max. RCF for glass tubes annotated with footnote 2) is 4,000.  
 3.13) When using these tubes, bucket 4295-A cannot be closed with lid 4229-B.  
 24) At temperatures of over +40 °C and / or when not filled to capacity, bottles may warp during centrifugation.

## SWING-OUT ROTOR, 4-PLACE | 4294



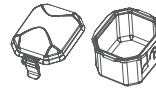
### Rotor

max. RPM   max. RCF <sup>2)</sup>	4.500 min <sup>-1</sup>   4.618
max. capacity	40 x 50 ml
run-up   run-down, braked in sec	115   116
angle	90°
temperature in °C <sup>1)</sup>	+2
<b>Cat. No.</b>	<b>4294</b>



### Bucket

lid bioseal <sup>5)</sup>	4291
<b>Cat. No.</b>	<b>4290</b>



### Tubes

capacity in ml	5	6	7	9	12	2.6–3.4	4.9	4–5.5	7.5–8.5	9–10	10	1.6–5	4–7	4–7	8.5–10
Ø x L in mm	12x75	12x82	12x100	14x100	16x101	13 x 65	13x90	15x75	15x92	16x92	15x102	13 x 75	13 x 100	16x75	16x100
max. RCF <sup>2)</sup>	4,551	4,551	4,551	4,551	4,551	4,551	4,551	4,551	4,551	4,573	4,573	4,551	4,551	4,551	4,551
radius in mm	201	201	201	201	201	201	201	201	201	202	202	201	201	201	201
<b>Cat. No.</b>	<b>tubes<sup>2)</sup></b>					<b>blood collection / urine tubes</b>									



### Adapter

boring Ø x L in mm	13.2x57	13.2x57	13.2x57	17.5 x 62	17.5 x 62	13.2x57	13.2x57	17.5 x 62	17.5 x 62	17.5 x 63	17.5 x 63	13.2 x 57	13.2 x 57	17.5 x 62	17.5 x 62	
tubes per rotor	200	200	200	168	168	200	200	168	168	132	132	200	200	168	168	
<b>Cat. No.</b>	<b>4273</b>	<b>4273</b>	<b>4273</b>	<b>4338</b>	<b>4338</b>	<b>4273</b>	<b>4273</b>	<b>4338</b>	<b>4338</b>	<b>4311</b>	<b>4311</b>	<b>4273</b>	<b>4273</b>	<b>4338</b>	<b>4338</b>	

### Tubes

capacity in ml	15	10	12	15	15	50	50	50	50
Ø x L in mm	17x100	16x80	17x100	17x120	17x120	29x115	29x115	29x115	29x115
max. RCF <sup>2)</sup>	4,551	4,551	4,437	4,618	4,618	4,618	4,618	4,528	4,528
radius in mm	201	201	196	204	204	204	204	200	200
<b>Cat. No.</b>	<b>- 2)</b>	<b>tubes with screw cap</b>							



### Adapter

boring Ø x L in mm	17.5 x 62	17.5 x 62	17.2 x 57	17 x 60	17 x 60	30 x 60	30 x 60	30 x 56	30 x 56
tubes per rotor	168	168	112	68	112	32	40	32	40
<b>Cat. No.</b>	<b>4338</b>	<b>4338</b>	<b>4310</b>	<b>4314</b>	<b>4320<sup>3,12)</sup></b>	<b>4321</b>	<b>4323<sup>3,12)</sup></b>	<b>4313</b>	<b>4339<sup>3,12)</sup></b>


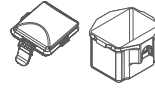
1) For cooled versions: Lowest temperature achievable with precooling and max. speed.  
 2) Please note that the RCF values indicated refer only to rotor performance. The max. permissible RCF of tubes used should be verified with the individual manufacturers. The max. RCF for glass tubes annotated with footnote 2) is 4,000.  
 3,12) When using these tubes, bucket 4290 cannot be closed with lid 4291.  
 5) Tested by the TÜV in conformity with DIN EN 61010, section 2 - 020.

## SWING-OUT ROTOR, 4-PLACE | 4294

<b>Rotor</b>	
max. RPM   max. RCF <sup>2)</sup>	4,500 min <sup>-1</sup>   4,573
max. capacity	24 plates
run-up   run-down, braked in sec	115   116
angle   temperature in °C <sup>1)</sup>	90°   +5
<b>Cat. No.</b>	<b>4294</b>



<b>Bucket</b>	
lid bioseal <sup>3)</sup>	5629
<b>Cat. No.</b>	<b>4280</b>




<b>Plates</b>								
W x D x H in mm	128x86x15	128x86x17.5	128x86x22	128x86x44.5	128x86x46	128x86x83	124x82x20	-
capacity in ml	-	-	-	-	-	-	-	0.2
max. RCF <sup>2)</sup>	4,573	4,573	4,573	4,573	4,573	4,573	4,573	4,573
radius in mm	202	202	202	202	202	202	202	202
<b>Cat. No.</b>	<b>MTP</b>	<b>MTP</b>	<b>CP</b>	<b>DWP</b>	<b>MS</b>	<b>QP</b>	<b>PCR plates 96-places</b>	<b>PCR strips</b>

<b>Removal aid</b>								
boring Ø x L in mm	-	-	-	-	-	-	-	-
plates / strips per rotor	24	24	20	8	4	4	4	48 x 8
<b>Cat. No.</b>	<b>4279</b>	<b>4279</b>	<b>4279</b>	<b>4279</b>	<b>4279</b>	<b>4279</b>	<b>4279 + 1485</b>	<b>4279 + 1485</b>



1) For cooled versions: Lowest temperature achievable with precooling and max. speed.  
 2) Please note that the RCF values indicated refer only to rotor performance. The max. permissible RCF of tubes used should be verified with the individual manufacturers. The max. RCF for glass tubes annotated with footnote 2) is 4,000.  
 5) Tested by the TÜV in conformity with DIN EN 61010, section 2 - 020.


## SWING-OUT ROTOR, 4-PLACE | 4294



<b>Rotor</b>	
max. RPM   max. RCF <sup>2)</sup>	4,500 min <sup>-1</sup>   4,120
max. capacity	16 plates
run-up   run-down, braked in sec	115   116
angle   temperature in °C <sup>1)</sup>	90°   +4
<b>Cat. No.</b>	<b>4294</b>





<b>Bucket</b>	
<b>Cat. No.</b>	<b>4299-N</b>



<b>Plates</b>								
W x D x H in mm	128x86x15	128x86x17.5	128x86x22	128x86x44.5	128x86x46	164x18x46	124x82x20	-
capacity in ml	-	-	-	-	-	-	-	0,2
max. RCF <sup>2)</sup>	3,939	3,939	3,939	3,939	3,939	4,120	3,939	3,939
radius in mm	174	174	174	174	174	182	174	174
<b>Cat. No.</b>	<b>MTP</b>	<b>MTP</b>	<b>CP</b>	<b>DWP</b>	<b>microtest plates</b>	<b>LKB Racks</b>	<b>PCR plates 96-places</b>	<b>PCR strips</b>
<b>+</b>								
<b>Removal aid</b>								
boring Ø x L in mm	-	-	-	-	-	-	-	-
plates / strips per rotor	16	16	8	4	4	16	4	48 x 8
<b>Cat. No.</b>	<b>4236</b>	<b>4236</b>	<b>4236</b>	<b>4236</b>	<b>4236</b>	<b>-</b>	<b>4236 + 1485</b>	<b>4236 + 1485</b>


## SWING-OUT ROTOR, 4-PLACE | 4294




<b>Rotor</b>	
max. RPM   max. RCF <sup>2)</sup>	4,500 min <sup>-1</sup>   4,867
max. capacity	20 Racks
run-up   run-down, braked in sec	115   116
angle   temperature in °C <sup>1)</sup>	90°   +7
<b>Cat. No.</b>	<b>4294</b>




<b>Bucket</b>	
<b>Cat. No.</b>	<b>4257</b>

<b>Plates</b>	
W x D x H in mm	118 x 20 x 70
capacity in ml	-
max. RCF <sup>2)</sup>	4,867
radius in mm	215
<b>Cat. No.</b>	<b>Hitachi Rack</b>



<b>+</b>	
<b>Removal aid</b>	
boring Ø x L in mm	-
tubes per rotor	20
<b>Cat. No.</b>	<b>4259-A<sup>23)</sup></b>


- 1) For cooled versions: Lowest temperature achievable with precooling and max. speed.
- 2) Please note that the RCF values indicated refer only to rotor performance. The max. permissible RCF of tubes used should be verified with the individual manufacturers. The max. RCF for glass tubes annotated with footnote 2) is 4,000.
- 23) When using removal frame 4259-A, please take the spacer out of carrier 4257.

## SWING-OUT ROTOR, 4-PLACE | 4294



<b>Rotor</b>	
max. RPM   max. RCF <sup>2)</sup>	4,500 min <sup>1)</sup>   5,184
max. capacity	4 x 1,000 ml
run-up   run-down, braked in sec	115   116
angle   temperature in °C <sup>1)</sup>	90°   +5
<b>Cat. No.</b>	<b>4294</b>

<b>Bucket</b>	
Adapter	4255
<b>Cat. No.</b>	<b>4254</b>



<b>Tubes</b>															
capacity in ml	5	7	9	15	25	50	100	2.6-3.4	2.7-3	4-5.5	4.5-5	4.9	7.5-8.5	9-10	10
Ø x L in mm	12x75	12x100	14x100	17x100	24x100	34x100	44x100	13 x 65	11 x 66	15x75	11x92	13x90	15x92	16x92	15x102
max. RCF <sup>2)</sup>	4,618	4,618	4,777	4,777	4,505	4,573	4,551	4,618	4,618	4,777	4,618	4,618	4,777	4,777	4,777
radius in mm	204	204	211	211	199	202	201	204	204	211	204	204	211	211	211
<b>Cat. No.</b>	<b>tubes<sup>2)</sup></b>							<b>blood collection / urine tubes</b>							

<b>Adapter</b>															
boring Ø x L in mm	13 x 58	13 x 58	17.5 x 53	17.5 x 53	26 x 72	36 x 79	45 x 78	13.5 x 58	13 x 58	17.5 x 53	13 x 58	13.5 x 58	17.5 x 53	17.5 x 53	17.5 x 53
tubes per rotor	120	120	76	76	28	16	8	84	120	76	120	84	76	76	76
<b>Cat. No.</b>	<b>4433</b>	<b>4433</b>	<b>4434</b>	<b>4434</b>	<b>4438</b>	<b>4439</b>	<b>4442</b>	<b>4435</b>	<b>4433</b>	<b>4434</b>	<b>4433</b>	<b>4435</b>	<b>4434</b>	<b>4434</b>	<b>4434</b>

<b>Tubes</b>															
capacity in ml	1.6-5	4-7	4-7	8	8.5-10	15	30	50	25	30	10	250	290	650	750
Ø x L in mm	13x75	13x100	16x75	16x125	16x100	17x120	25 x 110	29x115	25x90	25 x 110	16 x 80	61 x 122	62 x 137	97 x 139	97 x 152
max. RCF <sup>2)</sup>	4,618	4,618	4,777	4,777	4,777	4,890	4,709	4,890	4,709	4,709	4,777	5,003	5,003	5,184	5,184
radius in mm	204	204	211	211	211	216	208	216	208	208	211	221	221	229	229
<b>Cat. No.</b>	<b>blood collection / urine tubes</b>					<b>tubes with screw cap</b>						<b>5127<sup>24)</sup></b>	<b>-<sup>24)</sup></b>	<b>0554<sup>24)</sup></b>	<b>0512<sup>24)</sup></b>

<b>Adapter</b>															
boring Ø x L in mm	13.5 x 58	13.5 x 58	17.5 x 53	17.5 x 53	17.5 x 53	17 x 88	26 x 72	30 x 87	26 x 72	26 x 72	17.5 x 53	62 x 92	62 x 92	98 x 138	98 x 138
tubes per rotor	84	84	76	76	76	48	28	20	28	28	76	4	4	4	4
<b>Cat. No.</b>	<b>4435</b>	<b>4435</b>	<b>4434</b>	<b>4434</b>	<b>4434</b>	<b>4437</b>	<b>4438</b>	<b>4441</b>	<b>4438</b>	<b>4438</b>	<b>4434</b>	<b>4443</b>	<b>4443</b>	<b>-</b>	<b>-</b>

<b>Tubes</b>								
capacity in ml	1,000	1,000	175	175	200	225	250	500
Ø x L in mm	96 x 176	98 x 138	61 x 118	61,5x144	60 x 130	61 x 137	60 x 162	96 x 147
max. RCF <sup>2)</sup>	5,184	5,184	5,184	5,184	5,184	5,184	5,184	5,184
radius in mm	229	229	229	229	229	229	229	229
<b>Cat. No.</b>	<b>4239<sup>24)</sup></b>	<b>4255</b>	<b>Falcon</b>	<b>Nalgene</b>	<b>Nunc<sup>®</sup></b>	<b>Falcon</b>	<b>Corning<sup>®</sup></b>	<b>Corning<sup>®</sup></b>

<b>Adapter</b>							
boring Ø x L in mm	98 x 138	-	-	-	-	-	-
tubes per rotor	4	4	4	4	4	4	4
<b>Cat. No.</b>	<b>-</b>	<b>-</b>	<b>4440</b>	<b>4430</b>	<b>4430</b>	<b>4440</b>	<b>4430</b>

- 1) For cooled versions: Lowest temperature achievable with precooling and max. speed.
- 2) Please note that the RCF values indicated refer only to rotor performance. The max. permissible RCF of tubes used should be verified with the individual manufacturers. The max. RCF for glass tubes annotated with footnote 2) is 4,000.
- 3.15) When using these tubes, bucket 4255 cannot be closed with its lid.
- 24) At temperatures of over +40 °C and / or when not filled to capacity, bottles may warp during centrifugation.



## — SWING-OUT ROTOR, 4-PLACE | 4294



**Rotor**

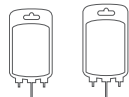
max. RPM   max. RCF <sup>2)</sup>	4,500 min <sup>-1</sup>   5,252	
max. capacity	4 blood bags	
run-up   run-down, braked in sec	115   116	
angle   temperature in °C <sup>1)</sup>	90°   +2	
<b>Cat. No.</b>	<b>4294</b>	



**Bucket**



<b>Cat. No.</b>	<b>4293</b>
-----------------	-------------



**Blood bags**

capacity in ml	450	500
blood bags	3-place	3-place
max. RCF <sup>2)</sup>	5,252	5,252
radius in mm	232	232

<b>Cat. No.</b>	<b>blood bags</b>	
-----------------	-------------------	--



**Adapter**

boring Ø x L in mm	-	-
blood bags per rotor	4	4

<b>Cat. No.</b>	<b>4244-A</b>	<b>4244-A</b>
-----------------	---------------	---------------

+ Additional blood bank accessories can be found on page 14

## — SWING-OUT ROTOR, 4-PLACE | 4294



**Rotor**

max. RPM   max. RCF <sup>2)</sup>	4,500 min <sup>-1</sup>   5,071	
max. capacity	4 blood bags	
run-up   run-down, braked in sec	115   116	
angle   temperature in °C <sup>1)</sup>	90°   +3	

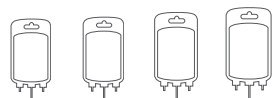
<b>Cat. No.</b>	<b>4294</b>	
-----------------	-------------	--



**Bucket**



<b>Cat. No.</b>	<b>4298-A</b>
-----------------	---------------



**Blood bags**

capacity in ml	450	500	750	1.000
blood bags	4-place	4-place	1-place	1-place
max. RCF <sup>2)</sup>	5,003	5,003	5,003	5,071
radius in mm	221	221	221	224

<b>Cat. No.</b>	<b>blood bags</b>			
-----------------	-------------------	--	--	--



**Adapter**

boring Ø x L in mm	-	-	-	-
blood bags per rotor	4	4	4	4


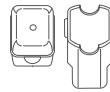
<b>Cat. No.</b>	<b>4237-A</b>	<b>4237-A</b>	<b>4237-A</b>	<b>-</b>
-----------------	---------------	---------------	---------------	----------

+ Additional blood bank accessories can be found on page 14

1) Lowest attainable temperature in precooled refrigerated centrifuges at max. speed. Lower temperatures can be attained by reducing the speed.  
 2) Please note that the RCF values indicated refer only to rotor performance. The max. permissible RCF of tubes used should be verified with the individual manufacturers. The max. RCF for glass tubes annotated with footnote 2) is 4,000.



## SWING-OUT ROTOR, 6-PLACE | 4296



Rotor	
max. RPM   max. RCF <sup>2)</sup>	4.000 min <sup>-1</sup>   3.363
max. capacity	6 x 100 ml
run-up   run-down, braked in sec	33   50
angle   max. noise level	90°   52 dB (A)
temperature in °C <sup>1)</sup>	0
<b>Cat. No.</b>	<b>4296</b>

Bucket	
lid	5053
<b>Cat. No.</b>	<b>5051</b>

Vessels														
capacity in ml	1,5	2	1,5	2	5	6	7	9	15	25	50	100	100	1-8
Ø x L in mm	11 x 38	11 x 38	11 x 38	11 x 38	12 x 75	12 x 82	12 x 100	14 x 100	17 x 100	24 x 100	34 x 100	44 x 100	40 x 115	simple / multiple
max. RCF <sup>2)</sup>	2,486 / 3,363	2,486 / 3,363	3,363	3,363	3,309	3,309	3,291	3,309	3,291	3,291	3,291	3,291	3,291	2,290 / 3,274
radius in mm	139 / 188	139 / 188	188	188	185	185	184	185	184	184	184	184	184	128 / 183
<b>Cat. No.</b>	microliter tubes				tubes <sup>2)</sup>									cyto chambers

Adapter														
boring Ø x L in mm	12.5x42	12.5x42	11.5x50	11.5x50	12.5x42	12.5x42	12.5x86	16x50	17.5x86	26x86	36x86	45.5x86	42x86	-
vessels per rotor	240	240	96	96	120	120	120	72	72	30	12	6	6	12
<b>Cat. No.</b>	<b>5257</b>	<b>5257</b>	<b>5281</b>	<b>5281</b>	<b>5227</b>	<b>5227</b>	<b>5247<sup>15)</sup></b>	<b>5264</b>	<b>5248<sup>15)</sup></b>	<b>5242</b>	<b>5243</b>	<b>5262</b>	<b>5249</b>	<b>5280</b>

Vessels															
capacity in ml	1.1-1.4	2.6-3.4	2.7-3	4-5.5	4.5-5	4.9	7.5-8.5	9-10	10	1.6-5	4-7	4-7	8.5-10	15	50
Ø x L in mm	8x66	13x65	11 x 66	15 x 75	11 x 92	13x90	15x92	16x92	15x102	13x75	13x100	16x75	16x100	17x120	29x115
max. RCF <sup>2)</sup>	3,274	3,345	3,309	3,309	3,309	3,345	3,309	3,291	3,291	3,345	3,345	3,309	3,291	3,434	3,363
radius in mm	183	187	185	185	185	187	185	184	184	187	184	185	184	192	188
<b>Cat. No.</b>	blood collection / urine tubes												tubes with screw cap		

Adapter															
boring Ø x L in mm	11 x 44	13.5x52	12.5x42	16x50	12.5x42	13.5x52	16x50	17.6x86	17.6x86	13.5x52	13.5x86	16x50	17.5x86	17x90	30x86
vessels per rotor	120	72	120	72	120	72	72	66	66	72	72	72	72	42	12
<b>Cat. No.</b>	<b>5267</b>	<b>5268</b>	<b>5227</b>	<b>5264</b>	<b>5227</b>	<b>5268</b>	<b>5264</b>	<b>5258</b>	<b>5258</b>	<b>5268</b>	<b>6301</b>	<b>5264</b>	<b>5248</b>	<b>6306</b>	<b>5259</b>

Vessels			
capacity in ml	12	30	50
Ø x L in mm	17x100	25x110	29x115
max. RCF <sup>2)</sup>	3,434	3,291	3,291
radius in mm	192	184	184
<b>Cat. No.</b>	tubes with screw cap		

Adapter			
boring Ø x L in mm	17 x 90	26 x 86	36 x 86
vessels per rotor	42	30	12
<b>Cat. No.</b>	<b>6306</b>	<b>5266</b>	<b>5243</b>

- 1) Lowest attainable temperature in precooled refrigerated centrifuges at max. speed. Lower temperatures can be attained by reducing the speed.
- 2) Please note that the RCF values indicated refer only to rotor performance. The max. permissible RCF of tubes used should be verified with the individual manufacturers.  
The max. RCF for glass tubes annotated with footnote 2) is 4,000.
- 3.11) When using these tubes, bucket 5051 cannot be closed with lid 5053.
- 5) Tested by the TÜV in conformity with DIN EN 61010, section 2 - 020.
- 15) Also available with decanting aid. (Cat. No. 5247-91 or 5248-91).

## SWING-OUT ROTOR, 6-PLACE | 4296



<b>Rotor</b>	
max. RPM   max. RCF	4,000 min <sup>-1</sup>   3,631
max. capacity	6 x 250 ml
run-up   run-down, braked in sec	33   50
angle   max. noise level	90°   59 dB (A)
temperature in °C <sup>1)</sup>	-2
<b>Cat. No.</b>	<b>4296</b>

<b>Bucket</b>	
lid bioseal <sup>5)</sup>	5093
<b>Cat. No.</b>	<b>5092</b>

<b>Vessels</b>															
capacity in ml	5	6	7	15	25	50	100	100	250	1.1-1.4	1.1-1.4	2.6-3.4	2.7-3	2.7-3	4.9
Ø x L in mm	12x75	12x82	12x100	17x100	24x100	34x100	44x100	40x115	65x115	8 x 66	8 x 66	13 x 65	11x66	11x66	13x90
max. RCF <sup>2)</sup>	3,542	3,542	3,542	3,488	3,434	3,488	3,488	3,488	3,631	3,488	3,077	3,077	3,488	3,077	3,488
radius in mm	198	198	198	195	192	195	195	195	203	195	172	172	195	172	195
<b>Cat. No.</b>	<b>tubes<sup>2)</sup></b>									<b>blood collection / urine tubes</b>					

<b>Adapter</b>															
boring Ø x L in mm	12.8x45	12.8x45	12.8x82	17.5x60.7	25.5x82	35.5x82.5	45.5x85	42x85	66x103	13.5x60.7	12.8x54.5	12.8x54.5	13.5x60.7	12.8x54.5	13.5x60.7
vessels per rotor	72	72	72	48	24	6	6	6	6	48	72	72	48	72	48
<b>Cat. No.</b>	<b>5128</b>	<b>5128</b>	<b>5120</b>	<b>5136</b>	<b>5122</b>	<b>5124</b>	<b>5125</b>	<b>5126</b>	<b>1791</b>	<b>5137</b>	<b>5138</b>	<b>5138</b>	<b>5137</b>	<b>5138</b>	<b>5137</b>

<b>Vessels</b>															
capacity in ml	4-4.5	4.5-5	7.5-8.5	9-10	10	1.6-5	4-7	4-7	8	8.5-10	15	50	25	30	50
Ø x L in mm	15x75	11x92	15x92	16x92	15x102	13x75	16x75	13x100	16x125	16x100	17x120	29x115	25x90	25 x 110	29x115
max. RCF <sup>2)</sup>	3,488	3,542	3,488	3,488	3,488	3,077	3,488	3,542	3,542	3,488	3,631	3,631	3,363	3,434	3,560
radius in mm	195	198	195	195	195	172	195	198	198	195	203	203	188	192	199
<b>Cat. No.</b>	<b>blood collection / urine tubes</b>										<b>tubes with screw cap</b>				


<b>Adapter</b>															
boring Ø x L in mm	17.5x60.7	12.8x82	17.5x60.7	17.5x60.7	17.5x60.7	12.8x54.5	17.5x60.7	12.8x82	17.5x82	17.5x60.7	17x85	30x85	26x73	25.5x82	30x99
vessels per rotor	48	72	48	48	48	72	48	72	42	48	42	12	18	24	12
<b>Cat. No.</b>	<b>5136</b>	<b>5120</b>	<b>5136</b>	<b>5136</b>	<b>5136</b>	<b>5138</b>	<b>5136</b>	<b>5120</b>	<b>5121<sup>4)</sup></b>	<b>5136</b>	<b>5129</b>	<b>5123</b>	<b>5134</b>	<b>5122</b>	<b>5135</b>

<b>Vessels</b>			
capacity in ml	10	250	290
Ø x L in mm	16 x 80	61 x 122	62 x 137
max. RCF <sup>2)</sup>	3,488	3,631	3,631
radius in mm	195	203	203
<b>Cat. No.</b>	<b>-</b>	<b>5127<sup>24)</sup></b>	<b>-<sup>24)</sup></b>

<b>Adapter</b>			
boring Ø x L in mm	17.5x60.7	66x103	66x103
vessels per rotor	48	6	6
<b>Cat. No.</b>	<b>5136</b>	<b>6319</b>	<b>6319</b>

- 1) Lowest attainable temperature in precooled refrigerated centrifuges at max. speed. Lower temperatures can be attained by reducing the speed.
- 2) Please note that the RCF values indicated refer only to rotor performance. The max. permissible RCF of tubes used should be verified with the individual manufacturers. The max. RCF for glass tubes annotated with footnote 2) is 4,000.
- 3.4) When using these tubes, bucket 5051 or 5092 cannot be closed with lid 5053 or 5093.
- 4) Please remove the spacer.
- 24) At temperatures of over +40 °C and / or when not filled to capacity, bottles may warp during centrifugation.

## SWING-OUT ROTOR, 2-PLACE | 4282

















Rotor	
max. RPM   max. RCF	3,600 min <sup>-1</sup>   2,652
max. capacity	20 plates
run-up   run-down, braked in sec	87   94
angle   max. noise level	90°   58 dB (A)
temperature in °C <sup>1)</sup>	-2
<b>Cat. No.</b>	<b>4282</b>












Bucket	
<b>Cat. No.</b>	<b>4285-A</b>



Plates							
W x D x H in mm	128x86x15	128x86x17.5	128x86x22	128x86x44.5	84x59x46	124x82x20	-
max. RCF <sup>2)</sup>	2,434	2,434	2,434	2,434	2,434	2,434	2,434
radius in mm	168	168	168	168	168	168	168
<b>Cat. No.</b>	<b>MTP</b>	<b>MTP</b>	<b>CP</b>	<b>DWP</b>	<b>MS</b>	<b>PCR plates</b>	<b>PCR strips</b>

Removal aid							
boring Ø x L in mm	-	-	-	-	-	-	-
plates / strips per rotor	16	16	12	4	4	4	48 x 8
<b>Cat. No.</b>	<b>4681</b>	<b>4281</b>	<b>4681</b>	<b>4681</b>	<b>4681</b>	<b>4281+1485</b>	<b>4281+1485</b>

Plates				
W x D x H in mm	176x20x41	118x20x70	193x25x60	210x110x44
max. RCF <sup>2)</sup>	2,652	2,652	2,652	2,579
radius in mm	183	183	183	178
<b>Cat. No.</b>	<b>Olympus Racks</b>	<b>Hitachi Racks</b>	<b>Behring Racks</b>	<b>Rack, 50-place</b>

Removal aid				
boring Ø x L in mm	-	-	-	-
plates / racks per rotor	12	20	10	2
<b>Cat. No.</b>	<b>4283-B</b>	<b>4287-B</b>	<b>4288-A</b>	<b>4263-A</b>

1) Lowest attainable temperature in precooled refrigerated centrifuges at max. speed. Lower temperatures can be attained by reducing the speed.  
 2) Please note that the RCF values indicated refer only to rotor performance. The max. permissible RCF of tubes used should be verified with the individual manufacturers. The max. RCF for glass tubes annotated with footnote 2) is 4,000.

## — ANGLE ROTOR, 6-PLACE | 4266



### Rotor

max. RPM   max. RCF	9,500 min <sup>-1</sup>   14,025
max. capacity	6 x 250 ml
run-up   run-down, braked in sec	82   96
angle	25°
temperature in °C <sup>1)</sup>	+2
<b>Cat. No.</b>	<b>4266</b>



Lid bioseal<sup>®</sup> and phenol-resistant



Cat. No.

**INCLUSIVE**



### Vessels

capacity in ml	15	25	94	15	50	10	30	50	85	94	250
Ø x L in mm	17x100	24x100	38x102	17x120	29x115	16x80	26x95	29x107	38 x 106	38 x 102	61 x 122
max. RCF <sup>2)</sup>	13,319	12,915	12,310	12,915	12,108	13,420	12,915	12,108	12,310	12,310	14,025
radius in mm	132	128	122	128	120	133	128	120	122	122	139
<b>Cat. No.</b>	<b>tubes<sup>2)</sup></b>			<b>tubes with screw cap</b>							<b>5127<sup>24)</sup></b>



### Adapter

boring Ø x L in mm	17.6 x 83	26 x 80	38.6 x 88	17 x 106	30 x 100	16.6 x 70	26 x 80	29 x 90	38.6 x 88	38.6 x 88	61.5 x 109
vessels per rotor	42	18	6	30	6	48	18	6	6	6	6
<b>Cat. No.</b>	<b>5646</b>	<b>5642</b>	<b>5644</b>	<b>5637</b>	<b>5638</b>	<b>5641</b>	<b>5642</b>	<b>5643</b>	<b>5644</b>	<b>5644</b>	<b>-</b>

1) Lowest attainable temperature in precooled refrigerated centrifuges at max. speed. Lower temperatures can be attained by reducing the speed.  
 2) Please note that the RCF values indicated refer only to rotor performance. The max. permissible RCF of tubes used should be verified with the individual manufacturers. The max. RCF for glass tubes annotated with footnote 2) is 4,000.  
 5) Tested by the TÜV in conformity with DIN EN 61010, section 2 - 020.  
 24) At temperatures of over +40 °C and / or when not filled to capacity, bottles may warp during centrifugation.

## — ANGLE ROTOR, 6-PLACE | 4246



**Rotor**

max. RPM   max. RCF	11,500 min <sup>1)</sup>   18,038
max. capacity	6 x 94 ml
run-up   run-down, braked in sec	66   68
angle	45°
temperature in °C <sup>1)</sup>	+4
<b>Cat. No.</b>	<b>4246</b>

Lid bioseal<sup>5)</sup> and phenol-resistant

Cat. No.

**INCLUSIVE**



**Vessels**

capacity in ml	0.5	1.5	2.0	3	15	25	50	94	7.5 – 8.5	9 – 10	10	8.5 – 10	5	15	50
Ø x L in mm	10,7x36	11x38	11x38	10x60	17x100	24x100	34x100	38x102	15x92	16x92	15x102	16x100	17x59	17x120	29x115
max. RCF <sup>2)</sup>	17,299	17,299	17,299	17,299	17,003	16,560	17,743	18,038	17,003	17,003	17,003	17,003	16,856	17,299	17,595
radius in mm	117	117	117	117	115	112	120	122	115	115	115	115	114	117	119
<b>Cat. No.</b>	<b>pediatric</b>	<b>microliter tubes</b>			<b>tubes<sup>2)</sup></b>			<b>blood collection / urine tubes</b>				<b>-</b>		<b>tubes with screw cap</b>	



**Adapter**

boring Ø x L in mm	11.4x39	11.4x39	11.4x39	11.4x39	17.5x92	26x85	35x89	38.2x89.6	17.5x92	17.5x92	17.5x92	17.5x92	17x51	17x106	29.8x97
vessels per rotor	24	24	24	24	6	6	6	6	6	6	6	6	6	6	6
<b>Cat. No.</b>	<b>1449</b>	<b>1449</b>	<b>1449</b>	<b>1449</b>	<b>1451</b>	<b>1447</b>	<b>1463</b>	<b>-</b>	<b>1451</b>	<b>1451</b>	<b>1451</b>	<b>1451</b>	<b>1476</b>	<b>1466</b>	<b>1454</b>

**Vessels**

capacity in ml	10	30	50	85	94
Ø x L in mm	16x80	26x85	29x107	38 x 106	38 x 102
max. RCF <sup>2)</sup>	17,003	16,560	17,299	18,038	18,038
radius in mm	115	112	117	122	122
<b>Cat. No.</b>	<b>tubes with screw cap</b>				



**Adapter**

boring Ø x L in mm	16.5x74	26x85	29x92	38.2x89.6	38.2x89.6
vessels per rotor	12	6	6	6	6
<b>Cat. No.</b>	<b>1448</b>	<b>1447</b>	<b>1446</b>	<b>-</b>	<b>-</b>

1) Lowest attainable temperature in precooled refrigerated centrifuges at max. speed. Lower temperatures can be attained by reducing the speed.  
 2) Please note that the RCF values indicated refer only to rotor performance. The max. permissible RCF of tubes used should be verified with the individual manufacturers. The max. RCF for glass tubes annotated with footnote 2) is 4,000.  
 5) Tested by the TÜV in conformity with DIN EN 61010, section 2 - 020.

## ACCESSORIES FOR CENTRIFUGING BLOOD BAG SYSTEMS



### Hettliner

Blood bags can be secured in adapters using HettLiners. After centrifuging, they can be removed by their loops without disturbing the sediment.



### Set of compensatory weights

If blood bag carriers are not filled to the same weight, then compensatory weights can be used to make up the difference. One set includes: 40 balancing weights, 2 g each; 20 balancing weights, 5 g each; 10 balancing weights, 10 g each; 5 balancing weights, 20 g each; 5 balancing weights, 40 g each



### Balancing inserts

In case there are not enough blood bag systems to occupy every carrier of the rotor, empty carriers can be filled with balancing inserts. Taring weights supplied with the inserts may be used for fine balancing.



### Loading UJX

Secure your samples and avoid accidental spillage with the convenient Loading UJX for centrifuge inserts. The Hettich Loading UJX allows users to confidently hold and manage their samples without the risk of the inserts toppling over.

Cat. No. 4564	Cat. No. 4566	4584-A for insert 4559-A 4587-A for insert 4592-B 4589-A for insert 4516-A	Cat. No. 4509
---------------	---------------	--	---------------

## CERTIFICATES / REGISTRATIONS



## DOWNLOADS

[↓ Operating Manual – ROTIXA 500 RS](#)

[↓ General Catalog](#)

## DIMENSIONS

